



AMENDED

I, Paula Dozier, County Clerk in and for the County of White, State of Illinois do hereby certify that attached is a true, complete and correct copy of the November 6, 2012 General Election Results.


Dated: December 4, 2012



  
White County Clerk

I, Paula Dozier, County Clerk in and for the County of White, State of Illinois do hereby certify that attached is a true, complete and correct copy of the November 6, 2012 General Election Results.

Dated: November 20, 2012



White County Clerk



Amended

Statement of Votes Cast  
White County, IL  
General Election  
November 6, 2012

SOVC For Jurisdiction Wide, All Counters, All Races  
OFFICIAL RESULTS

|                    | TURN OUT    |            |           | CONSTITUTIONAL AMENDMENT |               |             |                  |                       |      |        |      |        |
|--------------------|-------------|------------|-----------|--------------------------|---------------|-------------|------------------|-----------------------|------|--------|------|--------|
|                    | Reg. Voters | Cards Cast | % Turnout | Reg. Voters              | Times Counted | Total Votes | Times Over Voted | Number Of Under Votes | YES  | NO     |      |        |
| Jurisdiction Wide  |             |            |           |                          |               |             |                  |                       |      |        |      |        |
| BURNT PRAIRIE 9    | 189         | 148        | 78.31%    | 189                      | 148           | 131         | 0                | 17                    | 68   | 51.91% | 63   | 48.09% |
| BURNT PRAIRIE 10   | 98          | 68         | 69.39%    | 98                       | 68            | 53          | 0                | 15                    | 33   | 62.26% | 20   | 37.74% |
| CARMI 12           | 374         | 213        | 56.95%    | 374                      | 212           | 171         | 0                | 41                    | 85   | 49.71% | 86   | 50.29% |
| CARMI 13           | 1009        | 700        | 69.38%    | 1009                     | 697           | 592         | 0                | 105                   | 318  | 53.72% | 274  | 46.28% |
| CARMI 14           | 570         | 304        | 53.33%    | 570                      | 303           | 257         | 0                | 46                    | 146  | 56.81% | 111  | 43.19% |
| CARMI 15           | 389         | 253        | 65.04%    | 389                      | 253           | 224         | 0                | 29                    | 116  | 51.79% | 108  | 48.21% |
| CARMI 16           | 376         | 209        | 55.59%    | 376                      | 207           | 171         | 0                | 36                    | 97   | 56.73% | 74   | 43.27% |
| CARMI 17           | 380         | 203        | 53.42%    | 380                      | 202           | 169         | 0                | 33                    | 93   | 55.03% | 76   | 44.97% |
| CARMI 18           | 297         | 177        | 59.60%    | 297                      | 174           | 146         | 0                | 28                    | 79   | 54.11% | 67   | 45.89% |
| CARMI 19           | 776         | 541        | 69.72%    | 776                      | 540           | 452         | 0                | 88                    | 238  | 52.65% | 214  | 47.35% |
| CARMI 20           | 774         | 553        | 71.45%    | 774                      | 553           | 464         | 0                | 89                    | 242  | 52.16% | 222  | 47.84% |
| EMMA 29            | 123         | 75         | 60.98%    | 123                      | 74            | 59          | 0                | 15                    | 34   | 57.63% | 25   | 42.37% |
| EMMA 30            | 156         | 115        | 73.72%    | 156                      | 115           | 90          | 0                | 25                    | 49   | 54.44% | 41   | 45.56% |
| ENFIELD 4          | 330         | 242        | 73.33%    | 330                      | 242           | 209         | 0                | 33                    | 126  | 60.29% | 83   | 39.71% |
| ENFIELD 5          | 358         | 229        | 63.97%    | 358                      | 229           | 195         | 0                | 34                    | 110  | 56.41% | 85   | 43.59% |
| GRAY 24            | 470         | 295        | 62.77%    | 470                      | 295           | 245         | 0                | 50                    | 117  | 47.76% | 128  | 52.24% |
| GRAY 25            | 368         | 248        | 67.39%    | 368                      | 248           | 208         | 0                | 40                    | 98   | 47.12% | 110  | 52.88% |
| HAWTHORNE 28       | 238         | 163        | 68.49%    | 238                      | 163           | 133         | 0                | 30                    | 79   | 59.40% | 54   | 40.60% |
| HERALDS PRAIRIE 22 | 208         | 139        | 66.83%    | 208                      | 135           | 111         | 0                | 24                    | 47   | 42.34% | 64   | 57.66% |
| HERALDS PRAIRIE 23 | 311         | 213        | 68.49%    | 311                      | 213           | 188         | 0                | 25                    | 106  | 56.38% | 82   | 43.62% |
| INDIAN CREEK 6     | 705         | 494        | 70.07%    | 705                      | 494           | 409         | 0                | 85                    | 216  | 52.81% | 193  | 47.19% |
| INDIAN CREEK 7     | 494         | 339        | 69.04%    | 494                      | 339           | 289         | 0                | 53                    | 128  | 49.61% | 130  | 50.39% |
| INDIAN CREEK 8     | 491         | 170        | 66.41%    | 491                      | 170           | 144         | 0                | 50                    | 155  | 53.63% | 134  | 46.37% |
| MILL SHOALS 1      | 256         | 179        | 69.11%    | 256                      | 179           | 138         | 0                | 26                    | 79   | 54.86% | 65   | 45.14% |
| MILL SHOALS 2      | 259         | 295        | 59.12%    | 259                      | 295           | 258         | 0                | 37                    | 155  | 60.08% | 58   | 42.03% |
| PHILLIPS 26        | 499         | 271        | 64.52%    | 499                      | 270           | 229         | 0                | 41                    | 80   | 57.97% | 58   | 42.03% |
| PHILLIPS 27        | 420         | 0          | -         | 420                      | 270           | 229         | 0                | 41                    | 118  | 51.53% | 103  | 39.92% |
| ELECTIONS OFFICE   | 0           | 0          | -         | 0                        | 0             | 0           | 0                | 0                     | 0    | -      | 0    | -      |
| Total              | 10918       | 7149       | 65.48%    | 10918                    | 7129          | 5993        | 0                | 1136                  | 3212 | 53.60% | 2781 | 46.40% |

Statement of Votes Cast  
 White County, IL  
 General Election  
 November 6, 2012  
 SOVC For Jurisdiction Wide, All Counters, All Races  
**OFFICIAL RESULTS**

|                    | PRESIDENT / VICE PRESIDENT |               |             |                  |                       |                    |                    |                    |                   |  |
|--------------------|----------------------------|---------------|-------------|------------------|-----------------------|--------------------|--------------------|--------------------|-------------------|--|
|                    | Reg. Voters                | Times Counted | Total Votes | Times Over Voted | Number Of Under Votes | ROMNEY/RYAN (R)    | OBAMA/BIDEN (D)    | JOHNSON/GRAY (LIB) | STEIN/HAWKINS (G) |  |
| Jurisdiction Wide  |                            |               |             |                  |                       |                    |                    |                    |                   |  |
| BURNT PRAIRIE 9    | 189                        | 148           | 147         | 0                | 1                     | 108 73.47%         | 33 22.45%          | 5 3.40%            | 0 0.00%           |  |
| BURNT PRAIRIE 10   | 98                         | 68            | 67          | 0                | 1                     | 52 77.61%          | 15 22.39%          | 0 0.00%            | 0 0.00%           |  |
| CARMI 12           | 374                        | 213           | 212         | 0                | 1                     | 141 66.51%         | 68 32.08%          | 1 0.47%            | 1 0.47%           |  |
| CARMI 13           | 1009                       | 700           | 692         | 1                | 7                     | 464 67.05%         | 217 31.36%         | 6 0.87%            | 4 0.58%           |  |
| CARMI 14           | 570                        | 304           | 298         | 2                | 4                     | 174 58.39%         | 113 37.92%         | 7 2.35%            | 4 1.34%           |  |
| CARMI 15           | 389                        | 253           | 251         | 0                | 2                     | 173 68.92%         | 73 29.08%          | 4 1.59%            | 0 0.00%           |  |
| CARMI 16           | 376                        | 209           | 209         | 0                | 0                     | 128 61.24%         | 77 36.84%          | 3 1.44%            | 1 0.48%           |  |
| CARMI 17           | 380                        | 203           | 203         | 0                | 0                     | 128 63.05%         | 67 33.00%          | 6 2.96%            | 2 0.99%           |  |
| CARMI 18           | 297                        | 177           | 176         | 0                | 1                     | 100 56.82%         | 71 40.34%          | 2 1.14%            | 2 1.14%           |  |
| CARMI 19           | 776                        | 541           | 532         | 1                | 8                     | 363 68.23%         | 164 30.83%         | 2 0.38%            | 1 0.19%           |  |
| CARMI 20           | 774                        | 553           | 546         | 2                | 5                     | 358 65.57%         | 177 32.42%         | 9 1.65%            | 1 0.18%           |  |
| EMMA 29            | 123                        | 75            | 74          | 0                | 1                     | 41 55.41%          | 32 43.24%          | 0 0.00%            | 1 1.35%           |  |
| EMMA 30            | 156                        | 115           | 115         | 0                | 0                     | 91 79.13%          | 22 19.13%          | 2 1.74%            | 0 0.00%           |  |
| ENFIELD 4          | 330                        | 242           | 241         | 0                | 1                     | 160 66.39%         | 75 31.12%          | 3 1.24%            | 3 1.24%           |  |
| ENFIELD 5          | 358                        | 229           | 226         | 0                | 3                     | 164 72.57%         | 55 24.34%          | 6 2.65%            | 0 0.00%           |  |
| GRAY 24            | 470                        | 295           | 295         | 0                | 0                     | 195 66.10%         | 94 31.86%          | 3 1.02%            | 1 0.34%           |  |
| GRAY 25            | 368                        | 248           | 247         | 0                | 1                     | 185 74.90%         | 60 24.29%          | 1 0.40%            | 0 0.00%           |  |
| HAWTHORNE 28       | 238                        | 163           | 161         | 0                | 2                     | 113 70.19%         | 44 27.33%          | 4 2.48%            | 0 0.00%           |  |
| HERALDS PRAIRIE 22 | 208                        | 139           | 137         | 0                | 2                     | 93 67.88%          | 40 29.20%          | 3 2.19%            | 1 0.73%           |  |
| HERALDS PRAIRIE 23 | 311                        | 213           | 210         | 0                | 3                     | 145 69.05%         | 63 30.00%          | 2 0.95%            | 0 0.00%           |  |
| INDIAN CREEK 6     | 705                        | 494           | 491         | 0                | 3                     | 321 65.38%         | 156 31.77%         | 11 2.24%           | 2 0.41%           |  |
| INDIAN CREEK 7     | 494                        | 313           | 311         | 0                | 2                     | 200 64.31%         | 97 31.19%          | 6 1.93%            | 4 1.29%           |  |
| INDIAN CREEK 8     | 491                        | 339           | 337         | 0                | 2                     | 227 67.36%         | 102 30.27%         | 7 2.08%            | 0 0.00%           |  |
| MILL SHOALS 1      | 256                        | 170           | 167         | 1                | 2                     | 131 78.44%         | 32 19.16%          | 4 2.40%            | 0 0.00%           |  |
| MILL SHOALS 2      | 259                        | 179           | 176         | 0                | 3                     | 133 75.57%         | 41 23.30%          | 1 0.57%            | 1 0.57%           |  |
| PHILLIPS 26        | 499                        | 295           | 292         | 0                | 3                     | 161 55.14%         | 118 40.41%         | 9 3.08%            | 4 1.37%           |  |
| PHILLIPS 27        | 420                        | 271           | 269         | 0                | 2                     | 182 67.66%         | 82 30.48%          | 3 1.12%            | 0 0.00%           |  |
| ELECTIONS OFFICE   | 0                          | 0             | 0           | 0                | 0                     | 0                  | 0                  | 0                  | 0                 |  |
| <b>Total</b>       | <b>10918</b>               | <b>7149</b>   | <b>7082</b> | <b>7</b>         | <b>60</b>             | <b>4731 66.80%</b> | <b>2188 30.90%</b> | <b>110 1.55%</b>   | <b>33 0.47%</b>   |  |

Statement of Votes Cast  
 White County, IL  
 General Election  
 November 6, 2012  
 SOVC For Jurisdiction Wide, All Counters, All Races  
 OFFICIAL RESULTS

|                    | D15 CONGRESS |               |             |                  |                       |                     |                    |             | D55 STATE SENATE |             |                  |                       |  |
|--------------------|--------------|---------------|-------------|------------------|-----------------------|---------------------|--------------------|-------------|------------------|-------------|------------------|-----------------------|--|
|                    | Reg. Voters  | Times Counted | Total Votes | Times Over Voted | Number Of Under Votes | JOHN M. SHIMKUS (R) | ANGELA MICHAEL (D) | Reg. Voters | Times Counted    | Total Votes | Times Over Voted | Number Of Under Votes |  |
| Jurisdiction Wide  |              |               |             |                  |                       |                     |                    |             |                  |             |                  |                       |  |
| BURNT PRAIRIE 9    | 189          | 148           | 144         | 0                | 4                     | 105 72.92%          | 39 27.08%          | 189         | 148              | 122         | 0                | 26                    |  |
| BURNT PRAIRIE 10   | 98           | 68            | 64          | 0                | 4                     | 50 78.13%           | 14 21.88%          | 98          | 68               | 48          | 0                | 20                    |  |
| CARMI 12           | 374          | 213           | 204         | 0                | 9                     | 130 63.73%          | 74 36.27%          | 374         | 212              | 165         | 0                | 47                    |  |
| CARMI 13           | 1009         | 700           | 669         | 1                | 30                    | 474 70.85%          | 195 29.15%         | 1009        | 697              | 530         | 0                | 167                   |  |
| CARMI 14           | 570          | 304           | 293         | 0                | 11                    | 174 59.39%          | 119 40.61%         | 570         | 303              | 237         | 0                | 66                    |  |
| CARMI 15           | 389          | 253           | 246         | 0                | 7                     | 177 71.95%          | 69 28.05%          | 389         | 253              | 206         | 0                | 47                    |  |
| CARMI 16           | 376          | 209           | 200         | 0                | 9                     | 127 63.50%          | 73 36.50%          | 376         | 207              | 149         | 0                | 58                    |  |
| CARMI 17           | 380          | 203           | 195         | 2                | 6                     | 134 68.72%          | 61 31.28%          | 380         | 202              | 164         | 0                | 38                    |  |
| CARMI 18           | 297          | 177           | 170         | 0                | 7                     | 121 71.18%          | 49 28.82%          | 297         | 174              | 132         | 0                | 42                    |  |
| CARMI 19           | 776          | 541           | 509         | 0                | 32                    | 368 72.30%          | 141 27.70%         | 776         | 540              | 411         | 0                | 129                   |  |
| CARMI 20           | 774          | 553           | 533         | 0                | 20                    | 382 71.67%          | 151 28.33%         | 774         | 553              | 426         | 0                | 127                   |  |
| EMMA 29            | 123          | 75            | 72          | 0                | 3                     | 45 62.50%           | 27 37.50%          | 123         | 74               | 54          | 0                | 20                    |  |
| EMMA 30            | 156          | 115           | 112         | 0                | 3                     | 85 75.89%           | 27 24.11%          | 156         | 115              | 93          | 0                | 22                    |  |
| ENFIELD 4          | 330          | 242           | 239         | 0                | 3                     | 167 69.87%          | 72 30.13%          | 330         | 242              | 194         | 0                | 48                    |  |
| ENFIELD 5          | 358          | 229           | 221         | 0                | 8                     | 163 73.76%          | 58 26.24%          | 358         | 229              | 182         | 0                | 47                    |  |
| GRAY 24            | 470          | 295           | 285         | 0                | 10                    | 207 72.63%          | 78 27.37%          | 470         | 295              | 227         | 0                | 68                    |  |
| GRAY 25            | 368          | 248           | 244         | 0                | 4                     | 177 72.54%          | 67 27.46%          | 368         | 248              | 210         | 0                | 38                    |  |
| HAWTHORNE 28       | 238          | 163           | 158         | 0                | 5                     | 129 81.65%          | 29 18.35%          | 238         | 163              | 134         | 0                | 29                    |  |
| HERALDS PRAIRIE 22 | 208          | 139           | 131         | 0                | 8                     | 93 70.99%           | 38 29.01%          | 208         | 135              | 103         | 0                | 32                    |  |
| HERALDS PRAIRIE 23 | 311          | 213           | 206         | 1                | 6                     | 147 71.36%          | 59 28.64%          | 311         | 213              | 168         | 0                | 45                    |  |
| INDIAN CREEK 6     | 705          | 494           | 476         | 0                | 18                    | 333 69.96%          | 143 30.04%         | 705         | 494              | 371         | 0                | 123                   |  |
| INDIAN CREEK 7     | 494          | 313           | 293         | 0                | 20                    | 205 69.97%          | 88 30.03%          | 494         | 311              | 235         | 0                | 76                    |  |
| INDIAN CREEK 8     | 491          | 339           | 330         | 0                | 9                     | 238 72.12%          | 92 27.88%          | 491         | 339              | 256         | 0                | 83                    |  |
| MILL SHOALS 1      | 256          | 170           | 161         | 0                | 9                     | 121 75.16%          | 40 24.84%          | 256         | 170              | 130         | 0                | 40                    |  |
| MILL SHOALS 2      | 259          | 179           | 175         | 0                | 4                     | 132 75.43%          | 43 24.57%          | 259         | 179              | 141         | 0                | 38                    |  |
| PHILLIPS 26        | 499          | 295           | 287         | 0                | 8                     | 173 60.28%          | 114 39.72%         | 499         | 295              | 223         | 0                | 72                    |  |
| PHILLIPS 27        | 420          | 271           | 262         | 0                | 9                     | 182 69.47%          | 80 30.53%          | 420         | 270              | 216         | 0                | 54                    |  |
| ELECTIONS OFFICE   | -            | -             | -           | -                | -                     | -                   | -                  | -           | -                | -           | -                | -                     |  |
| Total              | 10918        | 7149          | 6879        | 4                | 266                   | 4839 70.34%         | 2040 29.66%        | 10918       | 7129             | 5527        | 0                | 1602                  |  |

Statement of Votes Cast  
 White County, IL  
 General Election  
 November 6, 2012  
 SOVC For Jurisdiction Wide, All Counters, All Races  
 OFFICIAL RESULTS

|                    | D109 REPRESENTATIVE |               |             |                  |                       |                   | CIRCUIT CLERK |               |             |                  |                       |                     |
|--------------------|---------------------|---------------|-------------|------------------|-----------------------|-------------------|---------------|---------------|-------------|------------------|-----------------------|---------------------|
|                    | Reg. Voters         | Times Counted | Total Votes | Times Over Voted | Number Of Under Votes | DAVID B. REIS (R) | Reg. Voters   | Times Counted | Total Votes | Times Over Voted | Number Of Under Votes | KELLY FULKERSON (D) |
| Jurisdiction Wide  |                     |               |             |                  |                       |                   |               |               |             |                  |                       |                     |
| BURNT PRAIRIE 9    | 189                 | 148           | 129         | 0                | 19                    | 129 100.00%       | 189           | 148           | 133         | 0                | 15                    | 133 100.00%         |
| BURNT PRAIRIE 10   | 98                  | 68            | 53          | 0                | 15                    | 53 100.00%        | 98            | 68            | 45          | 0                | 23                    | 45 100.00%          |
| CARMI 12           | 374                 | 212           | 175         | 0                | 37                    | 175 100.00%       | 374           | 212           | 162         | 0                | 50                    | 162 100.00%         |
| CARMI 13           | 1009                | 697           | 561         | 0                | 136                   | 561 100.00%       | 1009          | 697           | 570         | 0                | 127                   | 570 100.00%         |
| CARMI 14           | 570                 | 303           | 244         | 0                | 59                    | 244 100.00%       | 570           | 303           | 260         | 0                | 43                    | 260 100.00%         |
| CARMI 15           | 389                 | 253           | 215         | 0                | 38                    | 215 100.00%       | 389           | 253           | 221         | 0                | 32                    | 221 100.00%         |
| CARMI 16           | 376                 | 207           | 159         | 0                | 48                    | 159 100.00%       | 376           | 207           | 174         | 0                | 33                    | 174 100.00%         |
| CARMI 17           | 380                 | 202           | 172         | 0                | 30                    | 172 100.00%       | 380           | 202           | 170         | 0                | 32                    | 170 100.00%         |
| CARMI 18           | 297                 | 174           | 140         | 0                | 34                    | 140 100.00%       | 297           | 174           | 145         | 0                | 29                    | 145 100.00%         |
| CARMI 19           | 776                 | 540           | 422         | 0                | 118                   | 422 100.00%       | 776           | 540           | 428         | 0                | 112                   | 428 100.00%         |
| CARMI 20           | 774                 | 553           | 456         | 0                | 97                    | 456 100.00%       | 774           | 553           | 441         | 0                | 112                   | 441 100.00%         |
| EMMA 29            | 123                 | 74            | 55          | 0                | 19                    | 55 100.00%        | 123           | 74            | 58          | 0                | 16                    | 58 100.00%          |
| EMMA 30            | 156                 | 115           | 97          | 0                | 18                    | 97 100.00%        | 156           | 115           | 90          | 0                | 25                    | 90 100.00%          |
| ENFIELD 4          | 330                 | 242           | 206         | 0                | 36                    | 206 100.00%       | 330           | 242           | 166         | 0                | 76                    | 166 100.00%         |
| ENFIELD 5          | 358                 | 229           | 185         | 0                | 44                    | 185 100.00%       | 358           | 229           | 158         | 0                | 71                    | 158 100.00%         |
| GRAY 24            | 470                 | 295           | 247         | 0                | 48                    | 247 100.00%       | 470           | 295           | 217         | 0                | 78                    | 217 100.00%         |
| GRAY 25            | 368                 | 248           | 219         | 0                | 29                    | 219 100.00%       | 368           | 248           | 182         | 0                | 66                    | 182 100.00%         |
| HAWTHORNE 28       | 238                 | 163           | 142         | 0                | 21                    | 142 100.00%       | 238           | 163           | 123         | 0                | 40                    | 123 100.00%         |
| HERALDS PRAIRIE 22 | 208                 | 135           | 108         | 0                | 27                    | 108 100.00%       | 208           | 135           | 108         | 0                | 27                    | 108 100.00%         |
| HERALDS PRAIRIE 23 | 311                 | 213           | 172         | 0                | 41                    | 172 100.00%       | 311           | 213           | 169         | 0                | 44                    | 169 100.00%         |
| INDIAN CREEK 6     | 705                 | 494           | 379         | 0                | 115                   | 379 100.00%       | 705           | 494           | 383         | 0                | 111                   | 383 100.00%         |
| INDIAN CREEK 7     | 494                 | 311           | 240         | 0                | 71                    | 240 100.00%       | 494           | 311           | 240         | 0                | 71                    | 240 100.00%         |
| INDIAN CREEK 8     | 491                 | 339           | 261         | 0                | 78                    | 261 100.00%       | 491           | 339           | 253         | 0                | 86                    | 253 100.00%         |
| MILL SHOALS 1      | 256                 | 170           | 132         | 0                | 38                    | 132 100.00%       | 256           | 170           | 109         | 0                | 61                    | 109 100.00%         |
| MILL SHOALS 2      | 259                 | 179           | 147         | 0                | 32                    | 147 100.00%       | 259           | 179           | 115         | 0                | 64                    | 115 100.00%         |
| PHILLIPS 26        | 499                 | 295           | 237         | 0                | 58                    | 237 100.00%       | 499           | 295           | 242         | 0                | 53                    | 242 100.00%         |
| PHILLIPS 27        | 420                 | 270           | 231         | 0                | 39                    | 231 100.00%       | 420           | 270           | 215         | 0                | 55                    | 215 100.00%         |
| ELECTIONS OFFICE   | -                   | -             | -           | -                | -                     | -                 | -             | -             | -           | -                | -                     | -                   |
| Total              | 10918               | 7129          | 5784        | 0                | 1345                  | 5784 100.00%      | 10918         | 7129          | 5577        | 0                | 1552                  | 5577 100.00%        |

Statement of Votes Cast  
 White County, IL  
 General Election  
 November 6, 2012  
 SOVC For Jurisdiction Wide, All Counters, All Races  
**OFFICIAL RESULTS**

|                    | CORONER      |               |             |                  |                       |                   |               |                 | STATES ATTORNEY |              |               |             |                  |                       |
|--------------------|--------------|---------------|-------------|------------------|-----------------------|-------------------|---------------|-----------------|-----------------|--------------|---------------|-------------|------------------|-----------------------|
|                    | Reg. Voters  | Times Counted | Total Votes | Times Over Voted | Number Of Under Votes | RALPH W. HALL (R) |               | CHRIS MARSH (D) |                 | Reg. Voters  | Times Counted | Total Votes | Times Over Voted | Number Of Under Votes |
| Jurisdiction Wide  |              |               |             |                  |                       |                   |               |                 |                 |              |               |             |                  |                       |
| BURNT PRAIRIE 9    | 189          | 148           | 146         | 0                | 2                     | 61                | 41.78%        | 85              | 58.22%          | 189          | 148           | 131         | 0                | 17                    |
| BURNT PRAIRIE 10   | 98           | 68            | 63          | 0                | 5                     | 33                | 52.38%        | 30              | 47.62%          | 98           | 68            | 49          | 0                | 19                    |
| CARMI 12           | 374          | 212           | 202         | 0                | 10                    | 107               | 52.97%        | 95              | 47.03%          | 374          | 212           | 173         | 0                | 39                    |
| CARMI 13           | 1009         | 697           | 670         | 0                | 27                    | 288               | 42.99%        | 382             | 57.01%          | 1009         | 697           | 591         | 0                | 106                   |
| CARMI 14           | 570          | 303           | 295         | 0                | 8                     | 145               | 49.15%        | 150             | 50.85%          | 570          | 303           | 254         | 0                | 49                    |
| CARMI 15           | 389          | 253           | 248         | 0                | 5                     | 127               | 51.21%        | 121             | 48.79%          | 389          | 253           | 214         | 0                | 39                    |
| CARMI 16           | 376          | 207           | 198         | 0                | 9                     | 80                | 40.40%        | 118             | 59.60%          | 376          | 207           | 164         | 0                | 43                    |
| CARMI 17           | 380          | 202           | 199         | 0                | 3                     | 103               | 51.76%        | 96              | 48.24%          | 380          | 202           | 175         | 0                | 27                    |
| CARMI 18           | 297          | 174           | 171         | 0                | 3                     | 80                | 46.78%        | 91              | 53.22%          | 297          | 174           | 147         | 0                | 27                    |
| CARMI 19           | 776          | 540           | 511         | 0                | 29                    | 252               | 49.32%        | 259             | 50.68%          | 776          | 540           | 439         | 0                | 101                   |
| CARMI 20           | 774          | 553           | 534         | 0                | 19                    | 242               | 45.32%        | 292             | 54.68%          | 774          | 553           | 469         | 0                | 84                    |
| EMMA 29            | 123          | 74            | 71          | 0                | 3                     | 42                | 59.15%        | 29              | 40.85%          | 123          | 74            | 56          | 0                | 18                    |
| EMMA 30            | 156          | 115           | 112         | 0                | 3                     | 63                | 56.25%        | 49              | 43.75%          | 156          | 115           | 98          | 0                | 17                    |
| ENFIELD 4          | 330          | 242           | 235         | 0                | 7                     | 109               | 46.38%        | 126             | 53.62%          | 330          | 242           | 191         | 0                | 51                    |
| ENFIELD 5          | 358          | 229           | 220         | 0                | 9                     | 89                | 40.45%        | 131             | 59.55%          | 358          | 229           | 180         | 0                | 49                    |
| GRAY 24            | 470          | 295           | 276         | 0                | 19                    | 160               | 57.97%        | 116             | 42.03%          | 470          | 295           | 218         | 0                | 77                    |
| GRAY 25            | 368          | 248           | 235         | 0                | 13                    | 153               | 65.11%        | 82              | 34.89%          | 368          | 248           | 204         | 0                | 44                    |
| HAWTHORNE 28       | 238          | 163           | 159         | 0                | 4                     | 88                | 55.35%        | 71              | 44.65%          | 238          | 163           | 139         | 0                | 24                    |
| HERALDS PRAIRIE 22 | 208          | 135           | 130         | 0                | 5                     | 63                | 48.46%        | 67              | 51.54%          | 208          | 135           | 112         | 0                | 23                    |
| HERALDS PRAIRIE 23 | 311          | 213           | 205         | 0                | 8                     | 93                | 45.37%        | 112             | 54.63%          | 311          | 213           | 174         | 0                | 39                    |
| INDIAN CREEK 6     | 705          | 494           | 487         | 0                | 7                     | 191               | 39.22%        | 296             | 60.78%          | 705          | 494           | 380         | 0                | 114                   |
| INDIAN CREEK 7     | 494          | 311           | 302         | 0                | 9                     | 128               | 42.38%        | 174             | 57.62%          | 494          | 311           | 239         | 0                | 72                    |
| INDIAN CREEK 8     | 491          | 339           | 330         | 0                | 9                     | 139               | 42.12%        | 191             | 57.88%          | 491          | 339           | 264         | 0                | 75                    |
| MILL SHOALS 1      | 256          | 170           | 148         | 0                | 22                    | 98                | 66.22%        | 50              | 33.78%          | 256          | 170           | 120         | 0                | 50                    |
| MILL SHOALS 2      | 259          | 179           | 167         | 0                | 12                    | 90                | 53.89%        | 77              | 46.11%          | 259          | 179           | 136         | 0                | 43                    |
| PHILLIPS 26        | 499          | 295           | 288         | 0                | 7                     | 153               | 53.13%        | 135             | 46.88%          | 499          | 295           | 235         | 0                | 60                    |
| PHILLIPS 27        | 420          | 270           | 260         | 0                | 10                    | 140               | 53.85%        | 120             | 46.15%          | 420          | 270           | 234         | 0                | 36                    |
| ELECTIONS OFFICE   | -            | -             | -           | -                | -                     | -                 | -             | -               | -               | -            | -             | -           | -                | -                     |
| <b>Total</b>       | <b>10918</b> | <b>7129</b>   | <b>6862</b> | <b>0</b>         | <b>267</b>            | <b>3317</b>       | <b>48.34%</b> | <b>3545</b>     | <b>51.66%</b>   | <b>10918</b> | <b>7129</b>   | <b>5786</b> | <b>0</b>         | <b>1343</b>           |

Statement of Votes Cast  
 White County, IL  
 General Election  
 November 6, 2012  
 SOVC For Jurisdiction Wide, All Counters, All Races  
**OFFICIAL RESULTS**

|                    | D1 COUNTY BOARD |               |             |                  |                       |                     | D2 COUNTY BOARD    |             |               |             |                  |                       |   |
|--------------------|-----------------|---------------|-------------|------------------|-----------------------|---------------------|--------------------|-------------|---------------|-------------|------------------|-----------------------|---|
|                    | Reg. Voters     | Times Counted | Total Votes | Times Over Voted | Number Of Under Votes | DAVID D. DOSHER (R) | ADAM WINKLEMAN (D) | Reg. Voters | Times Counted | Total Votes | Times Over Voted | Number Of Under Votes |   |
| Jurisdiction Wide  |                 |               |             |                  |                       |                     |                    |             |               |             |                  |                       |   |
| BURNT PRAIRIE 9    | -               | -             | -           | -                | -                     | -                   | -                  | -           | -             | -           | -                | -                     | - |
| BURNT PRAIRIE 10   | -               | -             | -           | -                | -                     | -                   | -                  | -           | -             | -           | -                | -                     | - |
| CARMI 12           | -               | -             | -           | -                | -                     | -                   | -                  | -           | -             | -           | -                | -                     | - |
| CARMI 13           | 1009            | 697           | 678         | 0                | 19                    | 261 38.50%          | 417 61.50%         | -           | -             | -           | -                | -                     | - |
| CARMI 14           | -               | -             | -           | -                | -                     | -                   | -                  | -           | -             | -           | -                | -                     | - |
| CARMI 15           | -               | -             | -           | -                | -                     | -                   | -                  | -           | -             | -           | -                | -                     | - |
| CARMI 16           | -               | -             | -           | -                | -                     | -                   | -                  | -           | -             | -           | -                | -                     | - |
| CARMI 17           | -               | -             | -           | -                | -                     | -                   | -                  | -           | -             | -           | -                | -                     | - |
| CARMI 18           | -               | -             | -           | -                | -                     | -                   | -                  | -           | -             | -           | -                | -                     | - |
| CARMI 19           | -               | -             | -           | -                | -                     | -                   | -                  | -           | -             | -           | -                | -                     | - |
| CARMI 20           | -               | -             | -           | -                | -                     | -                   | -                  | -           | -             | -           | -                | -                     | - |
| EMMA 29            | -               | -             | -           | -                | -                     | -                   | -                  | -           | -             | -           | -                | -                     | - |
| EMMA 30            | -               | -             | -           | -                | -                     | -                   | -                  | -           | -             | -           | -                | -                     | - |
| ENFIELD 4          | 330             | 242           | 238         | 0                | 4                     | 153 64.29%          | 85 35.71%          | -           | -             | -           | -                | -                     | - |
| ENFIELD 5          | 358             | 229           | 221         | 0                | 8                     | 153 69.23%          | 68 30.77%          | -           | -             | -           | -                | -                     | - |
| GRAY 24            | -               | -             | -           | -                | -                     | -                   | -                  | -           | -             | -           | -                | -                     | - |
| GRAY 25            | -               | -             | -           | -                | -                     | -                   | -                  | -           | -             | -           | -                | -                     | - |
| HAWTHORNE 28       | -               | -             | -           | -                | -                     | -                   | -                  | -           | -             | -           | -                | -                     | - |
| HERALDS PRAIRIE 22 | -               | -             | -           | -                | -                     | -                   | -                  | 208         | 135           | 109         | 0                | 26                    | - |
| HERALDS PRAIRIE 23 | -               | -             | -           | -                | -                     | -                   | -                  | 311         | 213           | 174         | 0                | 39                    | - |
| INDIAN CREEK 6     | -               | -             | -           | -                | -                     | -                   | -                  | 705         | 494           | 384         | 0                | 110                   | - |
| INDIAN CREEK 7     | -               | -             | -           | -                | -                     | -                   | -                  | 494         | 311           | 264         | 0                | 47                    | - |
| INDIAN CREEK 8     | -               | -             | -           | -                | -                     | -                   | -                  | 491         | 339           | 271         | 0                | 68                    | - |
| MILL SHOALS 1      | 256             | 170           | 156         | 0                | 14                    | 115 73.72%          | 41 26.28%          | -           | -             | -           | -                | -                     | - |
| MILL SHOALS 2      | 259             | 179           | 174         | 0                | 5                     | 125 71.84%          | 49 28.16%          | -           | -             | -           | -                | -                     | - |
| PHILLIPS 26        | -               | -             | -           | -                | -                     | -                   | -                  | -           | -             | -           | -                | -                     | - |
| PHILLIPS 27        | -               | -             | -           | -                | -                     | -                   | -                  | -           | -             | -           | -                | -                     | - |
| ELECTIONS OFFICE   | -               | -             | -           | -                | -                     | -                   | -                  | -           | -             | -           | -                | -                     | - |
| <b>Total</b>       | <b>2212</b>     | <b>1517</b>   | <b>1467</b> | <b>0</b>         | <b>50</b>             | <b>807 55.01%</b>   | <b>660 44.99%</b>  | <b>2209</b> | <b>1492</b>   | <b>1202</b> | <b>0</b>         | <b>290</b>            |   |



Statement of Votes Cast  
 White County, IL  
 General Election  
 November 6, 2012  
 SOVC For Jurisdiction Wide, All Counters, All Races  
 OFFICIAL RESULTS

|                    | D3 COUNTY BOARD |               |             |                  |                       |            |               |                  | D4 COUNTY BOARD |             |               |             |                  |                       |
|--------------------|-----------------|---------------|-------------|------------------|-----------------------|------------|---------------|------------------|-----------------|-------------|---------------|-------------|------------------|-----------------------|
|                    | Reg. Voters     | Times Counted | Total Votes | Times Over Voted | Number Of Under Votes | KEN USERY  |               | MARK STEVENS (D) |                 | Reg. Voters | Times Counted | Total Votes | Times Over Voted | Number Of Under Votes |
| Jurisdiction Wide  |                 |               |             |                  |                       |            |               |                  |                 |             |               |             |                  |                       |
| BURNT PRAIRIE 9    | 189             | 148           | 144         | 0                | 4                     | 99         | 68.75%        | 45               | 31.25%          | -           | -             | -           | -                | -                     |
| BURNT PRAIRIE 10   | 98              | 68            | 61          | 0                | 7                     | 34         | 55.74%        | 27               | 44.26%          | -           | -             | -           | -                | -                     |
| CARMI 12           | 374             | 212           | 206         | 0                | 6                     | 130        | 63.11%        | 76               | 36.89%          | -           | -             | -           | -                | -                     |
| CARMI 13           | -               | -             | -           | -                | -                     | -          | -             | -                | -               | -           | -             | -           | -                | -                     |
| CARMI 14           | 570             | 303           | 294         | 0                | 9                     | 146        | 49.66%        | 148              | 50.34%          | -           | -             | -           | -                | -                     |
| CARMI 15           | 389             | 253           | 249         | 0                | 4                     | 141        | 56.63%        | 108              | 43.37%          | -           | -             | -           | -                | -                     |
| CARMI 16           | 376             | 207           | 192         | 0                | 15                    | 97         | 50.52%        | 95               | 49.48%          | -           | -             | -           | -                | -                     |
| CARMI 17           | -               | -             | -           | -                | -                     | -          | -             | -                | -               | 380         | 202           | 173         | 0                | 29                    |
| CARMI 18           | -               | -             | -           | -                | -                     | -          | -             | -                | -               | 297         | 174           | 143         | 0                | 31                    |
| CARMI 19           | -               | -             | -           | -                | -                     | -          | -             | -                | -               | 776         | 540           | 427         | 0                | 113                   |
| CARMI 20           | -               | -             | -           | -                | -                     | -          | -             | -                | -               | 774         | 553           | 453         | 0                | 100                   |
| EMMA 29            | -               | -             | -           | -                | -                     | -          | -             | -                | -               | -           | -             | -           | -                | -                     |
| EMMA 30            | -               | -             | -           | -                | -                     | -          | -             | -                | -               | -           | -             | -           | -                | -                     |
| ENFIELD 4          | -               | -             | -           | -                | -                     | -          | -             | -                | -               | -           | -             | -           | -                | -                     |
| ENFIELD 5          | -               | -             | -           | -                | -                     | -          | -             | -                | -               | -           | -             | -           | -                | -                     |
| GRAY 24            | -               | -             | -           | -                | -                     | -          | -             | -                | -               | -           | -             | -           | -                | -                     |
| GRAY 25            | -               | -             | -           | -                | -                     | -          | -             | -                | -               | -           | -             | -           | -                | -                     |
| HAWTHORNE 28       | -               | -             | -           | -                | -                     | -          | -             | -                | -               | -           | -             | -           | -                | -                     |
| HERALDS PRAIRIE 22 | -               | -             | -           | -                | -                     | -          | -             | -                | -               | -           | -             | -           | -                | -                     |
| HERALDS PRAIRIE 23 | -               | -             | -           | -                | -                     | -          | -             | -                | -               | -           | -             | -           | -                | -                     |
| INDIAN CREEK 6     | -               | -             | -           | -                | -                     | -          | -             | -                | -               | -           | -             | -           | -                | -                     |
| INDIAN CREEK 7     | -               | -             | -           | -                | -                     | -          | -             | -                | -               | -           | -             | -           | -                | -                     |
| INDIAN CREEK 8     | -               | -             | -           | -                | -                     | -          | -             | -                | -               | -           | -             | -           | -                | -                     |
| MILL SHOALS 1      | -               | -             | -           | -                | -                     | -          | -             | -                | -               | -           | -             | -           | -                | -                     |
| MILL SHOALS 2      | -               | -             | -           | -                | -                     | -          | -             | -                | -               | -           | -             | -           | -                | -                     |
| PHILLIPS 26        | -               | -             | -           | -                | -                     | -          | -             | -                | -               | -           | -             | -           | -                | -                     |
| PHILLIPS 27        | -               | -             | -           | -                | -                     | -          | -             | -                | -               | -           | -             | -           | -                | -                     |
| ELECTIONS OFFICE   | -               | -             | -           | -                | -                     | -          | -             | -                | -               | -           | -             | -           | -                | -                     |
| <b>Total</b>       | <b>1996</b>     | <b>1191</b>   | <b>1146</b> | <b>0</b>         | <b>45</b>             | <b>647</b> | <b>56.46%</b> | <b>499</b>       | <b>43.54%</b>   | <b>2227</b> | <b>1469</b>   | <b>1196</b> | <b>0</b>         | <b>273</b>            |

Statement of Votes Cast  
 White County, IL  
 General Election  
 November 6, 2012  
 SOVC For Jurisdiction Wide, All Counters, All Races  
**OFFICIAL RESULTS**

|                    | D5 COUNTY BOARD |               |             |                  |                       |               | D5 APPELLATE COURT |               |             |                  |                       |                     |        |
|--------------------|-----------------|---------------|-------------|------------------|-----------------------|---------------|--------------------|---------------|-------------|------------------|-----------------------|---------------------|--------|
|                    | Reg. Voters     | Times Counted | Total Votes | Times Over Voted | Number Of Under Votes | WES TROUT (R) | Reg. Voters        | Times Counted | Total Votes | Times Over Voted | Number Of Under Votes | STEPHEN McGLYNN (R) | J (C)  |
| Jurisdiction Wide  |                 |               |             |                  |                       |               |                    |               |             |                  |                       |                     |        |
| BURNT PRAIRIE 9    | -               | -             | -           | -                | -                     | -             | 189                | 148           | 142         | 0                | 6                     | 74                  | 52.11% |
| BURNT PRAIRIE 10   | -               | -             | -           | -                | -                     | -             | 98                 | 68            | 55          | 0                | 13                    | 30                  | 54.55% |
| CARMI 12           | -               | -             | -           | -                | -                     | -             | 374                | 212           | 191         | 0                | 21                    | 86                  | 45.03% |
| CARMI 13           | -               | -             | -           | -                | -                     | -             | 1009               | 697           | 640         | 0                | 57                    | 323                 | 50.47% |
| CARMI 14           | -               | -             | -           | -                | -                     | -             | 570                | 303           | 284         | 0                | 19                    | 110                 | 38.73% |
| CARMI 15           | -               | -             | -           | -                | -                     | -             | 389                | 253           | 234         | 0                | 19                    | 124                 | 52.99% |
| CARMI 16           | -               | -             | -           | -                | -                     | -             | 376                | 207           | 188         | 0                | 19                    | 87                  | 46.28% |
| CARMI 17           | -               | -             | -           | -                | -                     | -             | 380                | 202           | 190         | 0                | 12                    | 95                  | 50.00% |
| CARMI 18           | -               | -             | -           | -                | -                     | -             | 297                | 174           | 164         | 0                | 10                    | 76                  | 46.34% |
| CARMI 19           | -               | -             | -           | -                | -                     | -             | 776                | 540           | 489         | 0                | 51                    | 267                 | 54.60% |
| CARMI 20           | -               | -             | -           | -                | -                     | -             | 774                | 553           | 504         | 0                | 49                    | 275                 | 54.56% |
| EMMA 29            | 123             | 74            | 53          | 0                | 21                    | 53 100.00%    | 123                | 74            | 68          | 0                | 6                     | 29                  | 42.65% |
| EMMA 30            | 156             | 115           | 93          | 0                | 22                    | 93 100.00%    | 156                | 115           | 109         | 0                | 6                     | 70                  | 64.22% |
| ENFIELD 4          | -               | -             | -           | -                | -                     | -             | 330                | 242           | 217         | 0                | 25                    | 119                 | 54.84% |
| ENFIELD 5          | -               | -             | -           | -                | -                     | -             | 358                | 229           | 210         | 0                | 19                    | 104                 | 49.52% |
| GRAY 24            | 470             | 295           | 230         | 0                | 65                    | 230 100.00%   | 470                | 295           | 269         | 0                | 26                    | 157                 | 58.36% |
| GRAY 25            | 368             | 248           | 206         | 0                | 42                    | 206 100.00%   | 368                | 248           | 230         | 0                | 18                    | 141                 | 61.30% |
| HAWTHORNE 28       | 238             | 163           | 140         | 0                | 23                    | 140 100.00%   | 238                | 163           | 145         | 0                | 18                    | 92                  | 63.45% |
| HERALDS PRAIRIE 22 | -               | -             | -           | -                | -                     | -             | 208                | 135           | 117         | 0                | 18                    | 58                  | 49.57% |
| HERALDS PRAIRIE 23 | -               | -             | -           | -                | -                     | -             | 311                | 213           | 192         | 0                | 21                    | 106                 | 55.21% |
| INDIAN CREEK 6     | -               | -             | -           | -                | -                     | -             | 705                | 494           | 444         | 0                | 50                    | 195                 | 43.92% |
| INDIAN CREEK 7     | -               | -             | -           | -                | -                     | -             | 494                | 311           | 274         | 0                | 37                    | 120                 | 43.80% |
| INDIAN CREEK 8     | -               | -             | -           | -                | -                     | -             | 491                | 339           | 305         | 0                | 34                    | 145                 | 47.54% |
| MILL SHOALS 1      | -               | -             | -           | -                | -                     | -             | 256                | 170           | 148         | 0                | 22                    | 84                  | 56.76% |
| MILL SHOALS 2      | -               | -             | -           | -                | -                     | -             | 259                | 179           | 164         | 0                | 15                    | 91                  | 55.49% |
| PHILLIPS 26        | 499             | 295           | 260         | 0                | 35                    | 260 100.00%   | 499                | 295           | 274         | 0                | 21                    | 117                 | 42.70% |
| PHILLIPS 27        | 420             | 270           | 235         | 0                | 35                    | 235 100.00%   | 420                | 270           | 245         | 0                | 25                    | 120                 | 48.98% |
| ELECTIONS OFFICE   | -               | -             | -           | -                | -                     | -             | -                  | -             | -           | -                | -                     | -                   | -      |
| Total              | 2274            | 1460          | 1217        | 0                | 243                   | 1217 100.00%  | 10918              | 7129          | 6492        | 0                | 637                   | 3295                | 50.75% |

Statement of Votes Cast  
 White County, IL  
 General Election  
 November 6, 2012  
 SOVC For Jurisdiction Wide, All Counters, All Races  
 OFFICIAL RESULTS

|                    | D2 CIRCUIT COURT SUTTON |               |             |                  |                       |                   | RETAIN CHAPMAN |               |             |                  |                       |             |
|--------------------|-------------------------|---------------|-------------|------------------|-----------------------|-------------------|----------------|---------------|-------------|------------------|-----------------------|-------------|
|                    | Reg. Voters             | Times Counted | Total Votes | Times Over Voted | Number Of Under Votes | T. SCOTT WEBB (R) | Reg. Voters    | Times Counted | Total Votes | Times Over Voted | Number Of Under Votes | YES         |
| Jurisdiction Wide  |                         |               |             |                  |                       |                   |                |               |             |                  |                       |             |
| BURNT PRAIRIE 9    | 189                     | 148           | 135         | 0                | 13                    | 135 100.00%       | 189            | 148           | 133         | 0                | 15                    | 105 78.95%  |
| BURNT PRAIRIE 10   | 98                      | 68            | 54          | 0                | 14                    | 54 100.00%        | 98             | 68            | 46          | 0                | 22                    | 30 65.22%   |
| CARMI 12           | 374                     | 212           | 173         | 0                | 39                    | 173 100.00%       | 374            | 212           | 181         | 0                | 31                    | 135 74.59%  |
| CARMI 13           | 1009                    | 697           | 582         | 0                | 115                   | 582 100.00%       | 1009           | 697           | 592         | 0                | 105                   | 458 77.36%  |
| CARMI 14           | 570                     | 303           | 259         | 0                | 44                    | 259 100.00%       | 570            | 303           | 268         | 0                | 35                    | 224 83.58%  |
| CARMI 15           | 389                     | 253           | 220         | 0                | 33                    | 220 100.00%       | 389            | 253           | 224         | 0                | 29                    | 169 75.45%  |
| CARMI 16           | 376                     | 207           | 159         | 0                | 48                    | 159 100.00%       | 376            | 207           | 175         | 0                | 32                    | 138 78.86%  |
| CARMI 17           | 380                     | 202           | 172         | 0                | 30                    | 172 100.00%       | 380            | 202           | 173         | 0                | 29                    | 138 79.77%  |
| CARMI 18           | 297                     | 174           | 150         | 0                | 24                    | 150 100.00%       | 297            | 174           | 158         | 0                | 16                    | 127 80.38%  |
| CARMI 19           | 776                     | 540           | 441         | 0                | 99                    | 441 100.00%       | 776            | 540           | 459         | 0                | 81                    | 362 78.87%  |
| CARMI 20           | 774                     | 553           | 469         | 0                | 84                    | 469 100.00%       | 774            | 553           | 472         | 0                | 81                    | 356 75.42%  |
| EMMA 29            | 123                     | 74            | 54          | 0                | 20                    | 54 100.00%        | 123            | 74            | 63          | 0                | 11                    | 54 85.71%   |
| EMMA 30            | 156                     | 115           | 97          | 0                | 18                    | 97 100.00%        | 156            | 115           | 99          | 0                | 16                    | 71 71.72%   |
| ENFIELD 4          | 330                     | 242           | 211         | 0                | 31                    | 211 100.00%       | 330            | 242           | 207         | 0                | 35                    | 151 72.95%  |
| ENFIELD 5          | 358                     | 229           | 192         | 0                | 37                    | 192 100.00%       | 358            | 229           | 199         | 0                | 30                    | 135 67.84%  |
| GRAY 24            | 470                     | 295           | 229         | 0                | 66                    | 229 100.00%       | 470            | 295           | 253         | 0                | 42                    | 192 75.89%  |
| GRAY 25            | 368                     | 248           | 205         | 0                | 43                    | 205 100.00%       | 368            | 248           | 212         | 0                | 36                    | 160 75.47%  |
| HAWTHORNE 28       | 238                     | 163           | 140         | 0                | 23                    | 140 100.00%       | 238            | 163           | 142         | 0                | 21                    | 104 73.24%  |
| HERALDS PRAIRIE 22 | 208                     | 135           | 111         | 0                | 24                    | 111 100.00%       | 208            | 135           | 113         | 0                | 22                    | 92 81.42%   |
| HERALDS PRAIRIE 23 | 311                     | 213           | 183         | 0                | 30                    | 183 100.00%       | 311            | 213           | 179         | 0                | 34                    | 139 77.65%  |
| INDIAN CREEK 6     | 705                     | 494           | 409         | 0                | 85                    | 409 100.00%       | 705            | 494           | 414         | 0                | 80                    | 314 75.85%  |
| INDIAN CREEK 7     | 494                     | 311           | 275         | 0                | 36                    | 275 100.00%       | 494            | 311           | 254         | 0                | 57                    | 190 74.80%  |
| INDIAN CREEK 8     | 491                     | 339           | 279         | 0                | 60                    | 279 100.00%       | 491            | 339           | 274         | 0                | 65                    | 199 72.63%  |
| MILL SHOALS 1      | 256                     | 170           | 138         | 0                | 32                    | 138 100.00%       | 256            | 170           | 140         | 0                | 30                    | 94 67.14%   |
| MILL SHOALS 2      | 259                     | 179           | 153         | 0                | 26                    | 153 100.00%       | 259            | 179           | 150         | 1                | 28                    | 104 69.33%  |
| PHILLIPS 26        | 499                     | 295           | 245         | 0                | 50                    | 245 100.00%       | 499            | 295           | 250         | 0                | 45                    | 198 79.20%  |
| PHILLIPS 27        | 420                     | 270           | 227         | 0                | 43                    | 227 100.00%       | 420            | 270           | 232         | 0                | 38                    | 171 73.71%  |
| ELECTIONS OFFICE   | -                       | -             | -           | -                | -                     | -                 | -              | -             | -           | -                | -                     | -           |
| Total              | 10918                   | 7129          | 5962        | 0                | 1167                  | 5962 100.00%      | 10918          | 7129          | 6062        | 1                | 1066                  | 4610 76.05% |

Statement of Votes Cast  
 White County, IL  
 General Election  
 November 6, 2012  
 SOVC For Jurisdiction Wide, All Counters, All Races  
 OFFICIAL RESULTS

|                    | RETAIN DREW |               |             |                  |                       |             |             |             | RETAIN WEBB   |             |                  |                       |  |
|--------------------|-------------|---------------|-------------|------------------|-----------------------|-------------|-------------|-------------|---------------|-------------|------------------|-----------------------|--|
|                    | Reg. Voters | Times Counted | Total Votes | Times Over Voted | Number Of Under Votes | YES         | NO          | Reg. Voters | Times Counted | Total Votes | Times Over Voted | Number Of Under Votes |  |
| Jurisdiction Wide  |             |               |             |                  |                       |             |             |             |               |             |                  |                       |  |
| BURNT PRAIRIE 9    | 189         | 148           | 130         | 0                | 18                    | 92 70.77%   | 38 29.23%   | 189         | 148           | 129         | 0                | 19                    |  |
| BURNT PRAIRIE 10   | 98          | 68            | 50          | 0                | 18                    | 30 60.00%   | 20 40.00%   | 98          | 68            | 48          | 0                | 20                    |  |
| CARMI 12           | 374         | 212           | 180         | 0                | 32                    | 137 76.11%  | 43 23.89%   | 374         | 212           | 175         | 0                | 37                    |  |
| CARMI 13           | 1009        | 697           | 596         | 1                | 100                   | 469 78.69%  | 127 21.31%  | 1009        | 697           | 588         | 0                | 109                   |  |
| CARMI 14           | 570         | 303           | 273         | 0                | 30                    | 226 82.78%  | 47 17.22%   | 570         | 303           | 268         | 1                | 34                    |  |
| CARMI 15           | 389         | 253           | 227         | 0                | 26                    | 178 78.41%  | 49 21.59%   | 389         | 253           | 222         | 0                | 31                    |  |
| CARMI 16           | 376         | 207           | 181         | 0                | 26                    | 140 77.35%  | 41 22.65%   | 376         | 207           | 176         | 0                | 31                    |  |
| CARMI 17           | 380         | 202           | 178         | 0                | 24                    | 137 76.97%  | 41 23.03%   | 380         | 202           | 174         | 0                | 28                    |  |
| CARMI 18           | 297         | 174           | 157         | 1                | 16                    | 121 77.07%  | 36 22.93%   | 297         | 174           | 158         | 0                | 16                    |  |
| CARMI 19           | 776         | 540           | 461         | 1                | 78                    | 366 79.39%  | 95 20.61%   | 776         | 540           | 458         | 0                | 82                    |  |
| CARMI 20           | 774         | 553           | 474         | 1                | 78                    | 347 73.21%  | 127 26.79%  | 774         | 553           | 467         | 1                | 85                    |  |
| EMMA 29            | 123         | 74            | 63          | 0                | 11                    | 55 87.30%   | 8 12.70%    | 123         | 74            | 63          | 0                | 11                    |  |
| EMMA 30            | 156         | 115           | 98          | 0                | 17                    | 72 73.47%   | 26 26.53%   | 156         | 115           | 97          | 0                | 18                    |  |
| ENFIELD 4          | 330         | 242           | 204         | 0                | 38                    | 144 70.59%  | 60 29.41%   | 330         | 242           | 201         | 0                | 41                    |  |
| ENFIELD 5          | 358         | 229           | 203         | 0                | 26                    | 138 67.98%  | 65 32.02%   | 358         | 229           | 197         | 0                | 32                    |  |
| GRAY 24            | 470         | 295           | 253         | 0                | 42                    | 194 76.68%  | 59 23.32%   | 470         | 295           | 252         | 0                | 43                    |  |
| GRAY 25            | 368         | 248           | 211         | 0                | 37                    | 154 72.99%  | 57 27.01%   | 368         | 248           | 212         | 0                | 36                    |  |
| HAWTHORNE 28       | 238         | 163           | 141         | 0                | 22                    | 102 72.34%  | 39 27.66%   | 238         | 163           | 138         | 0                | 25                    |  |
| HERALDS PRAIRIE 22 | 208         | 135           | 113         | 0                | 22                    | 89 78.76%   | 24 21.24%   | 208         | 135           | 109         | 0                | 26                    |  |
| HERALDS PRAIRIE 23 | 311         | 213           | 183         | 0                | 30                    | 135 73.77%  | 48 26.23%   | 311         | 213           | 180         | 0                | 33                    |  |
| INDIAN CREEK 6     | 705         | 494           | 419         | 0                | 75                    | 308 73.51%  | 111 26.49%  | 705         | 494           | 414         | 0                | 80                    |  |
| INDIAN CREEK 7     | 494         | 311           | 264         | 0                | 47                    | 189 71.59%  | 75 28.41%   | 494         | 311           | 256         | 0                | 55                    |  |
| INDIAN CREEK 8     | 491         | 339           | 279         | 0                | 60                    | 198 70.97%  | 81 29.03%   | 491         | 339           | 270         | 0                | 69                    |  |
| MILL SHOALS 1      | 256         | 170           | 142         | 0                | 28                    | 97 68.31%   | 45 31.69%   | 256         | 170           | 142         | 0                | 28                    |  |
| MILL SHOALS 2      | 259         | 179           | 149         | 0                | 30                    | 102 68.46%  | 47 31.54%   | 259         | 179           | 148         | 0                | 31                    |  |
| PHILLIPS 26        | 499         | 295           | 257         | 0                | 38                    | 206 80.16%  | 51 19.84%   | 499         | 295           | 252         | 0                | 43                    |  |
| PHILLIPS 27        | 420         | 270           | 235         | 0                | 35                    | 168 71.49%  | 67 28.51%   | 420         | 270           | 229         | 0                | 41                    |  |
| ELECTIONS OFFICE   | -           | -             | -           | -                | -                     | -           | -           | -           | -             | -           | -                | -                     |  |
| Total              | 10918       | 7129          | 6121        | 4                | 1004                  | 4594 75.05% | 1527 24.95% | 10918       | 7129          | 6023        | 2                | 1104                  |  |